



# Central Iowa COVID19 Update

---

Monday, May 17, 2021



Aperio

Statistical Consulting

Dr. Meg Schaeffer





## Quick Stats<sup>1</sup>

	Polk County	Iowa
Percent of population with 1 dose*	7.7%	5.6%
Percent of population with 2 doses*	34%	40.2%
7d Lab Test Positivity	3.4%	2.9%
14d Lab Test Positivity	3.7%	3.3%
Total cases per 100,000 the last 7d	59	54
Total cases per 100,000 the last 14d	150	129
Average daily cases the last 7d	41	243
Average 7-day new cases per 100,000	8	8

\*Percent of entire population vaccinated to represent progress to herd immunity.

All data are sourced from <https://coronavirus.iowa.gov/pages/case-counts> with previous days refreshed daily. When recent data are unavailable, data from <https://github.com/nytimes/covid-19-data> may be used. Population of Polk County used is 490,161.

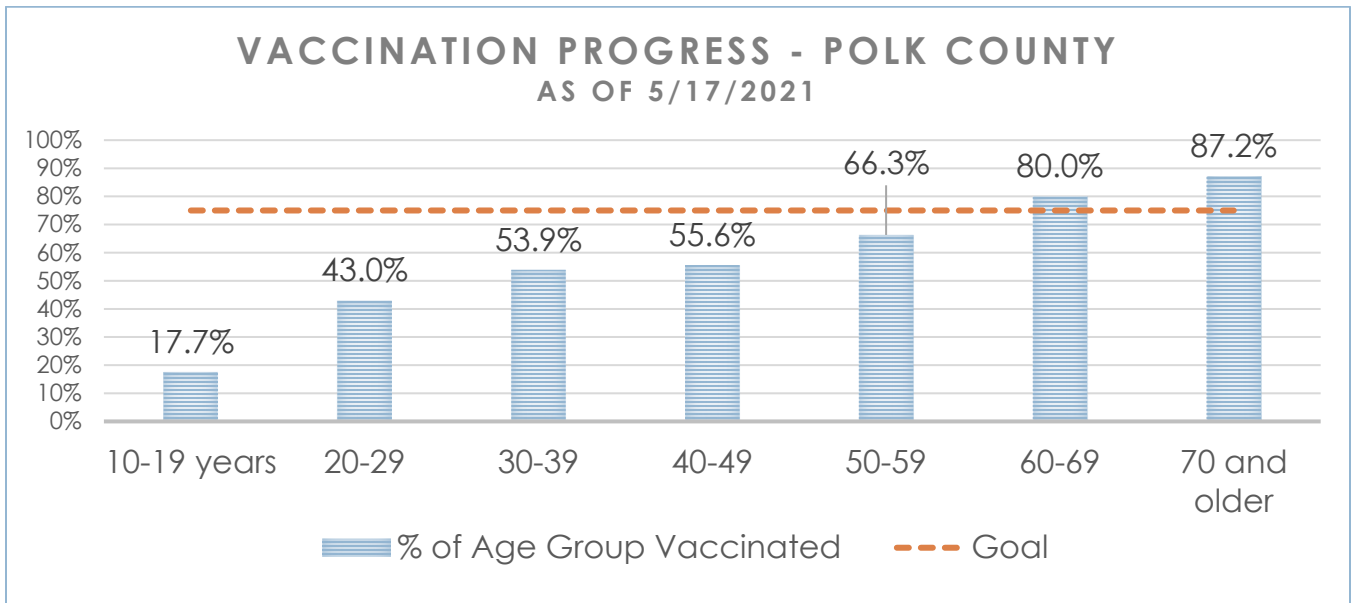
Population of Iowa used is 3.155 million. Averages and percent positivity are subject to change with retrospectively refreshed data.

## Critical Points, Media, and Research

- Case rates continue a steady decrease and hospitalizations are low. Despite outbreaks of variant activity, vaccination is reducing spread of disease in the community.
- CDC recommends the continuation of School and Childcare operations through the end of the school year. [Operational Strategy for K-12 Schools through Phased Prevention | CDC](#)
- The UK variant is the dominant variant, though the P1 (Brazil) variant is increasing.
- Fully vaccinated adults no longer need to wear masks indoors or outdoors, but should still mask when in medical facilities and while using public transportation. [When You've Been Fully Vaccinated | CDC](#)
- Teens 12 and older can now get the COVID-19 vaccine. [COVID-19 Vaccines for Children and Teens](#)
- Moderna's booster vaccine shows efficacy against variant strains. [Preliminary Analysis of Safety and Immunogenicity of a SARS-CoV-2 Variant Vaccine Booster](#)
- The Pfizer vaccine shows effectiveness against COVID-19 variants. [Effectiveness of the BNT162b2 Covid-19 Vaccine against the B.1.1.7 and B.1.351 Variants | NEJM](#)
- [Lives versus Livelihoods? Perceived economic risk has a stronger association with support for COVID-19 preventive measures than perceived health risk](#)
- Vaccination protects against asymptomatic and symptomatic infections. [Asymptomatic and Symptomatic SARS-CoV-2 Infections After BNT162b2 Vaccination in a Routinely Screened Workforce | Infectious Diseases | JAMA](#)
- Antibody tests may not detect antibodies from vaccine. New tests under development will be able to identify antibodies for either infection or antibodies. [Should I Get My Antibodies Checked Post-Vaccination?](#)
- A new vaccine can be stored normally and is entering Phase III clinical trials. [Possible new Sanofi-GSK coronavirus vaccine showing promise in trials, companies say](#)
- [Fake Covid vaccine and test certificate market is growing, researchers say | Coronavirus](#)
- [Measuring the effect of Non-Pharmaceutical Interventions \(NPIs\) on mobility during the COVID-19 pandemic using global mobility data | npj Digital Medicine \(nature.com\)](#)
- [Widespread SARS-CoV-2 Transmission Among Attendees at a Large Motorcycle Rally and their Contacts, 30 US Jurisdictions, August–September, 2020](#)
- [Assessing Child Abuse Hotline Inquiries in the Wake of COVID-19: Answering the Call | JAMA](#)
- [Covid Is Killing Young Children in Brazil, Baffling Doctors - The New York Times](#)
- [Desperate for treatment, Covid 'long haulers' push for 9/11-style health registry](#)
- [Antibody Response to 2-Dose SARS-CoV-2 mRNA Vaccine Series in Solid Organ Transplant Recipients | Surgery | JAMA](#)
- [SARS-CoV-2 Worldwide Replication Drives Rapid Rise and Selection of Mutations across the Viral](#)



## Vaccine Progress

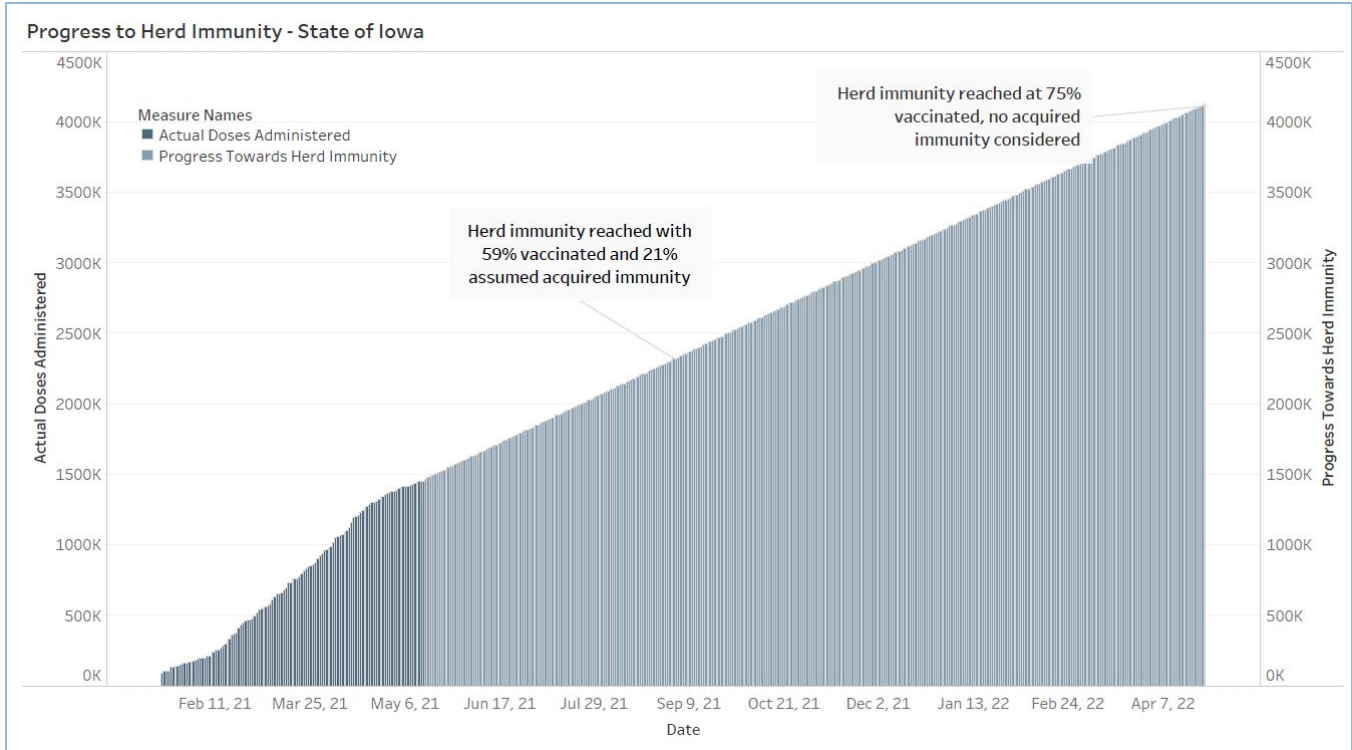


Number of Doses Administered (by date of report)	Initiated Vaccination (1st dose/No Janssen)	Completed Vaccination (2nd dose/Janssen)	Total Polk Co Residents Partially/Fully Vaccinated	Total Population of Polk County (all ages)
416,812	37,557 (7.7%)	194,453 (40%)	232,010 (47.7%)	490,121

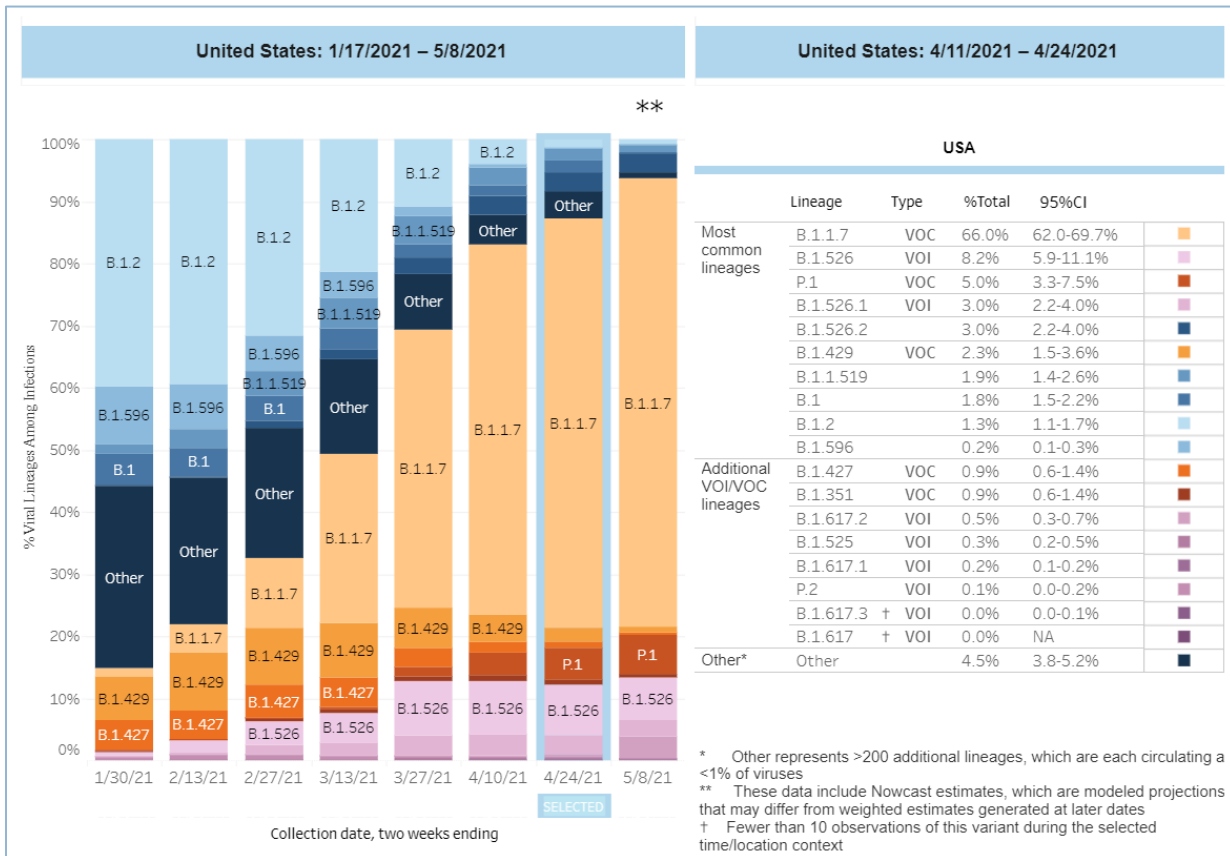
Age Group	Vaccinated	% Age Group Vaccinated	Estimated Census Population*
10 -19	11,055	17.7%	62,295
20-29	29,711	43.0%	69,065
30-39	37,755	53.9%	69,982
40-49	36,337	55.6%	65,361
50-59	39,610	66.3%	59,727
60-69	39,402	80.0%	49,269
70 and older	38,140	87.2%	43,742
<b>Total</b>	<b>232,010</b>	<b>55.3%</b>	<b>419,441</b>

\*U.S Census Bureau Polk County (2019 1yr estimate). Census predetermined age data includes non-eligible ages 10 and 11 years old.

# Central Iowa COVID19 Update



## Variant Prevalence



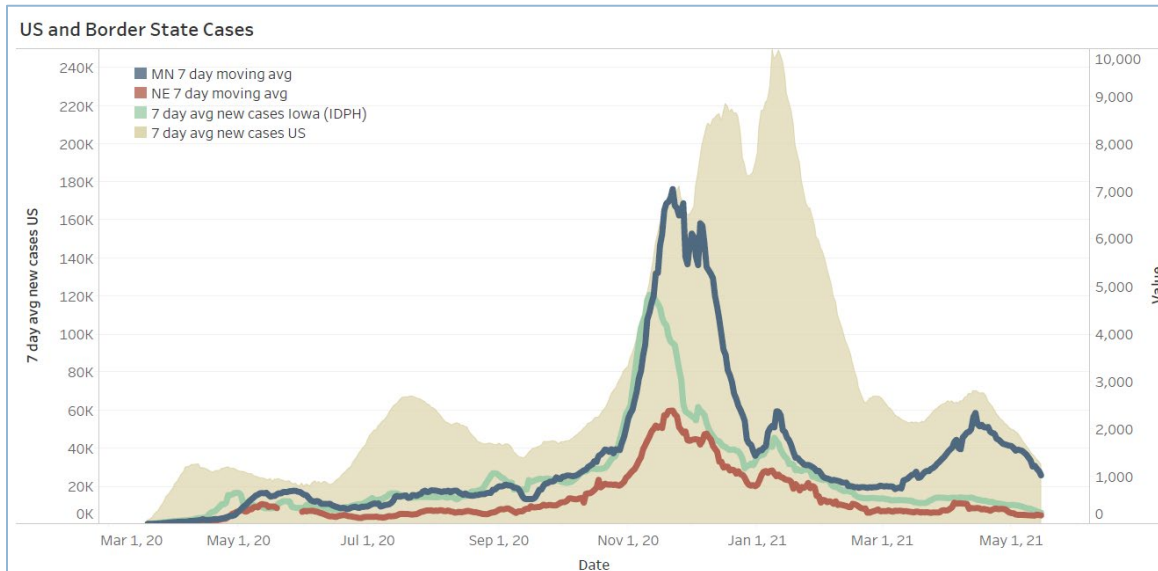


### School Statistics – Polk County (Updated weekly on Mondays)

Rate of Student/Staff Cases Per 1,000										
Week Ending	7-Mar	15-Mar	29-Mar	5-Apr	12-Apr	19-Apr	26-Apr	3-May	10-May	17-May
DMPS	0.7	0.5	0.1	0.2	0.1	0.2	0.2	0.1	0.1	0.2
Ankeny	0.7	1.0	1.5	1.5	1.2	0.4	0.8	1.8	0.6	0.3
Waukee	1.7	1.7	1.9	0.8	0.6	1.1	0.4	0.4	1.0	0.1
WDM	1.1	1.6	1.2	0.6	1.1	1.2	0.6	0.9	0.2	0.4
Johnston	1.6	1.1	2.4	0.3	1.1	1.7	0.3	1.1	1.3	1.1
SE Polk	2.1	2.3	1.3	2.0	1.3	0.3	1.3	1.4	2.0	1.3
Urbandale	2.8	2.8	0.3	2.0	2.0	0.5	0.5	1.5	0.3	0.3
DCG	1.3	2.5	4.1	1.3	1.6	2.5	0.6	0.9	2.2	0.6
Bondurant	0.5	2.3	3.7	1.9	4.2	6.0	3.7	2.8	3.2	0.9
North Polk	1.1	0.6	1.7	1.1	0.0	0.6	0.0	0.0	0.0	0.6
Ballard	1.2	1.2	4.1	1.2	1.2	0.6	0.6	0.6	0.6	0.6
Saydel	0.7	0.0	1.5	0.0	0.0	0.0	2.2	3.7	2.2	2.2

Students/Staff in Quarantine										
Week Ending	7-Mar	15-Mar	29-Mar	5-Apr	12-Apr	19-Apr	26-Apr	3-May	10-May	17-May
DMPS	193	203	134	141	115	154	137	143	125	81
Ankeny	45	53	36	101	94	29	62	85	31	26
Waukee	65	79	62	41	24	41	25	34	47	24
WDM	25	41	33	28	22	27	14	14	8	3
Johnston	84	85	68	48	68	78	34	40	55	38
SE Polk	93	77	45	54	34	39	33	29	22	22
Urbandale	51	51	27	38	35	24	20	31	23	15
DCG	37	37	29	27	30	31	18	17	13	9
Bondurant	18	18	0	21	38	22	35	24	20	9
North Polk	34	31	13	16	12	10	13	8	0	0
Ballard	16	18	2	2	2	12	1	1	1	1
Saydel	18	15	7	3	4	9	10	15	10	10
Total	679	708	456	520	478	476	402	441	355	238



# Central Iowa COVID19 Update

