



# Central Iowa COVID19 Update

---

Monday, June 7, 2021



Aperio

Statistical Consulting

Dr. Meg Schaeffer





## Quick Stats<sup>1</sup>

	Polk County	Iowa
Percent of population with 1 dose*	7%	5%
Percent of population with 2 doses*	45%	43%
7d Lab Test Positivity	2.2%	2.1%
14d Lab Test Positivity	1.9%	2.0%
Total cases per 100,000 the last 7d	17	19
Total cases per 100,000 the last 14d	41	48
Average daily cases the last 7d	12	86
Average 7-day new cases per 100,000	2	3

\*Percent of entire population vaccinated to represent progress to herd immunity.

All data are sourced from <https://coronavirus.iowa.gov/pages/case-counts> with previous days refreshed daily. When recent data are unavailable, data from <https://github.com/nytimes/covid-19-data> may be used. Population of Polk County used is 490,161.

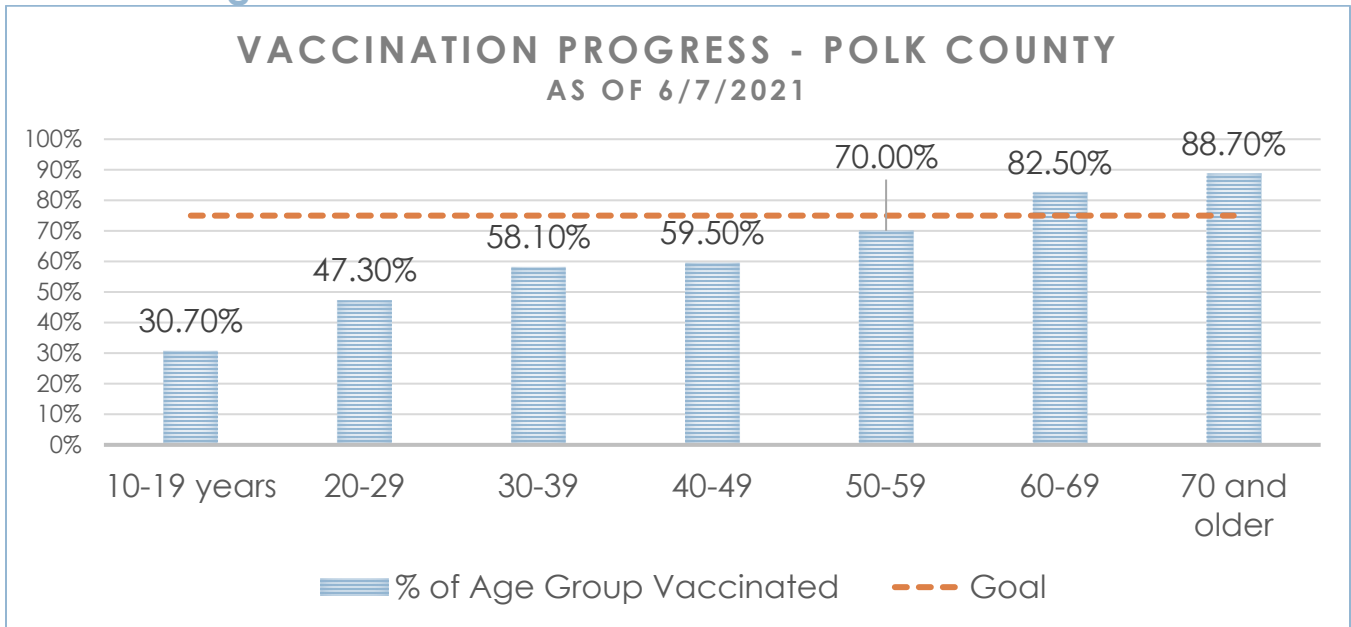
Population of Iowa used is 3.155 million. Averages and percent positivity are subject to change with retrospectively refreshed data.

## Critical Points, Media, and Research

- COVID metrics are low with percent positivity hovering 2%. This is in alignment with widespread influenza activity. Emerging variants in Iowa threaten stability and will likely cause outbreaks until herd immunity is reached. Approximately 3,000 doses are being administered per day in Iowa.
- [Neutralizing antibody levels are highly predictive of immune protection from symptomatic SARS-CoV-2 infection | Nature Medicine](#)
  - Models show neutralization titers are highly predictive of immune protection from vaccination. Immune protection from vaccination might wane as neutralization levels decline, and booster immunization might be required within a year, particularly for vaccines with low initial efficacy.
- [The effectiveness of the TWO-DOSE BNT162b2 vaccine: analysis of real-world data | Clinical Infectious Diseases | Oxford Academic](#)  
Findings affirm the effectiveness of Pfizer/BioNTech BNT162b2 vaccine against infection and COVID-19 disease but indicate less protection for individuals who are older, immunocompromised, and with certain comorbidities.
- [We'll Probably Need Booster Shots for Covid-19. But When? And Which Ones?](#)
- [The Dangerous Delta Variant - The New York Times](#)
- [Face masks effectively limit the probability of SARS-CoV-2 transmission | Science](#)
- [Factors Associated With Racial/Ethnic Group-Based Medical Mistrust and Perspectives on COVID-19 Vaccine Trial Participation and Vaccine Uptake in the US](#)
- [Preliminary Analysis of Association Between COVID-19 Vaccination and Sudden Hearing Loss Using US Centers for Disease Control and Prevention Vaccine Adverse Events Reporting System Data | Otolaryngology | JAMA Otolaryngology-Head & Neck Surgery](#)  
There was no association between vaccination with mRNA vaccines and incident sudden hearing loss based on data reported to the Vaccine Adverse Event Reporting System between December 14, 2020 and March 2, 2021.
- [Risk of clinical sequelae after the acute phase of SARS-CoV-2 infection: retrospective cohort study | The BMJ](#)
- [Public Trust and Willingness to Vaccinate Against COVID-19 in the US From October 14, 2020, to March 29, 2021 | Infectious Diseases | JAMA](#)
- [Hospitalization of Adolescents Aged 12-17 Years with Laboratory-Confirmed COVID-19 — COVID-NET, 14 States, March 1, 2020-April 24, 2021 | MMWR](#)
- [Covid: NIH scientists say they may have found a promising new oral antiviral drug](#)



## Vaccine Progress

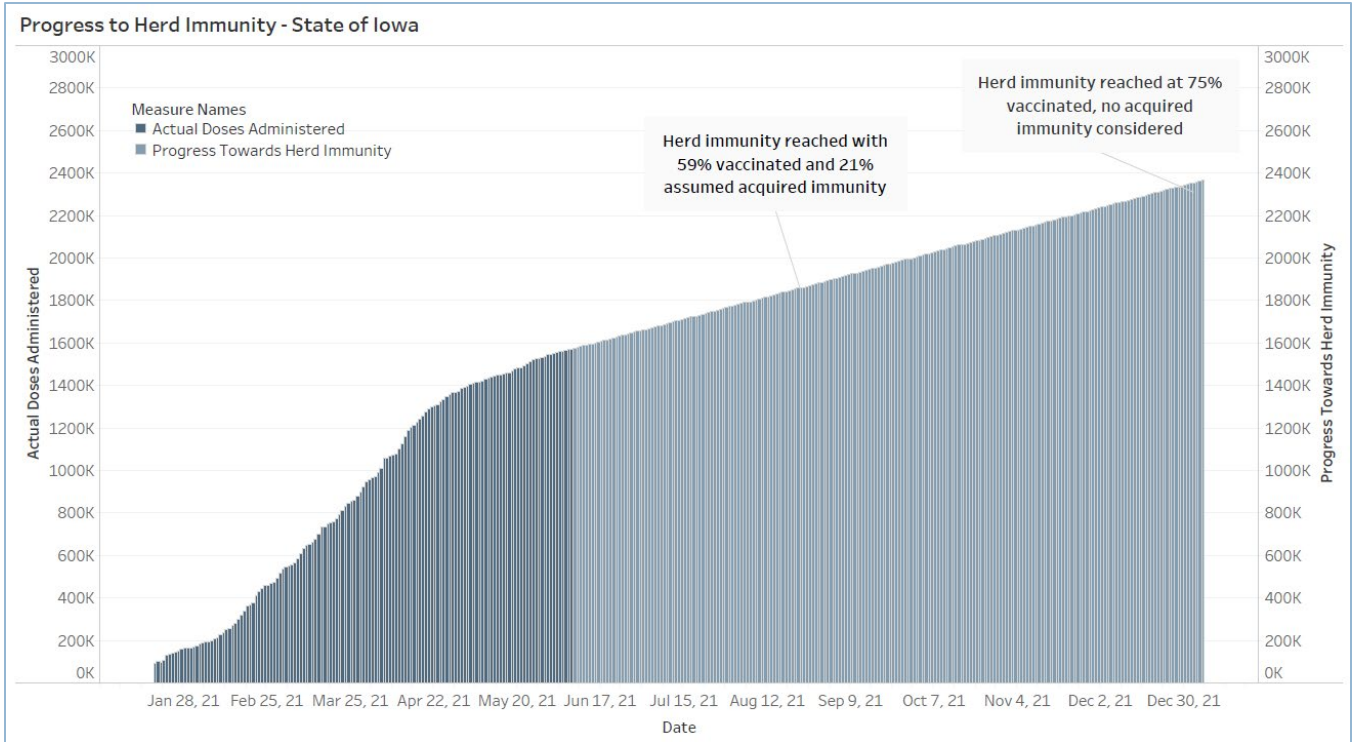


Number of Doses Administered (by date of report)	Initiated Vaccination (1st dose/No Janssen)	Completed Vaccination (2nd dose/Janssen)	Total Polk Co Residents Partially/Fully Vaccinated	Total Population of Polk County (all ages)
462,996	30,821 (7%)	221,808 (45%)	252,629 (52%)	490,121

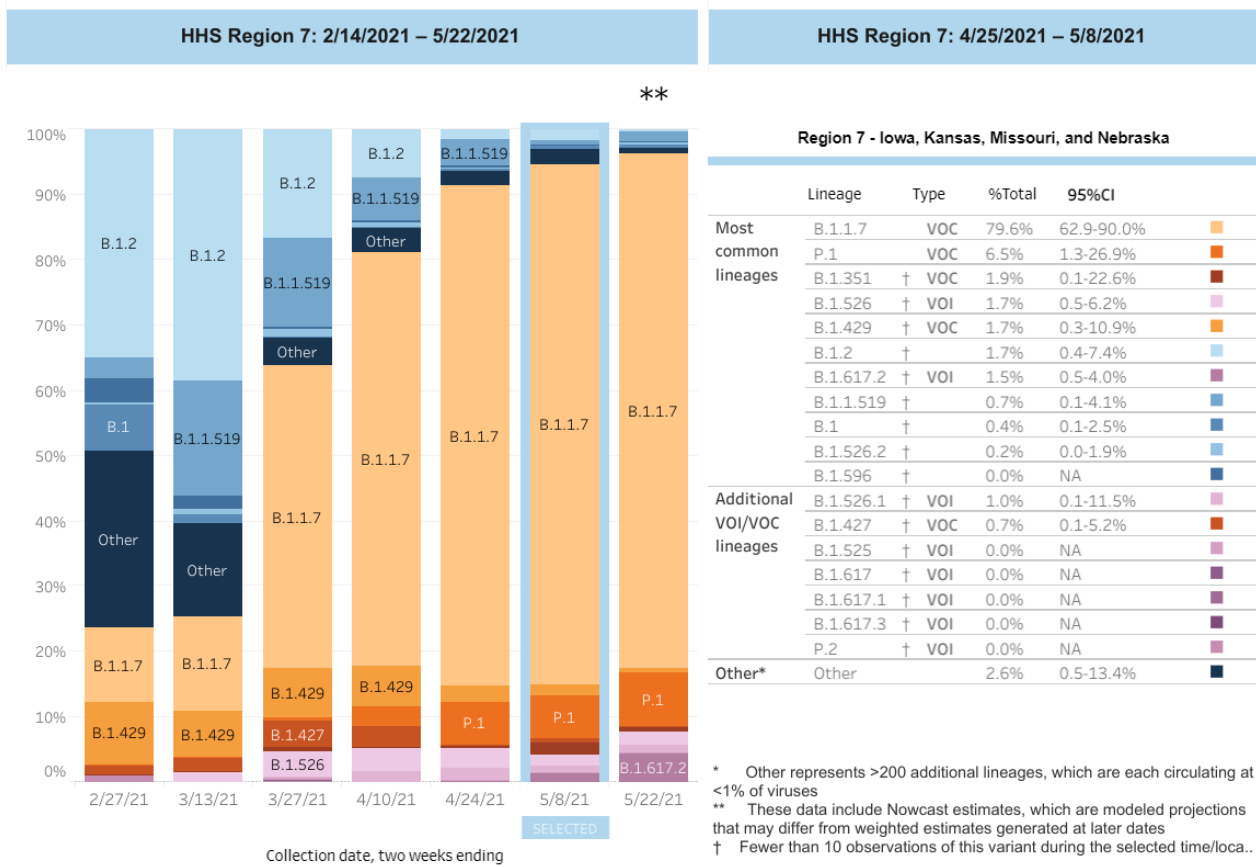
Age Group	Vaccinated	% Age Group Vaccinated	Estimated Census Population*
10-19 years	19,115	7.60%	28.80%
20-29	32,661	12.90%	46.40%
30-39	40,687	16.10%	57.30%
40-49	38,918	15.40%	58.90%
50-59	41,823	16.60%	69.30%
60-69	40,634	16.10%	81.90%
70 and older	38,791	15.40%	88.30%
Total	252,629		59.40%

\*U.S Census Bureau Polk County (2019 1yr estimate). Census predetermined age data includes non-eligible ages 10 and 11 years old.

# Central Iowa COVID19 Update



## Variant Prevalence



# Central Iowa COVID19 Update

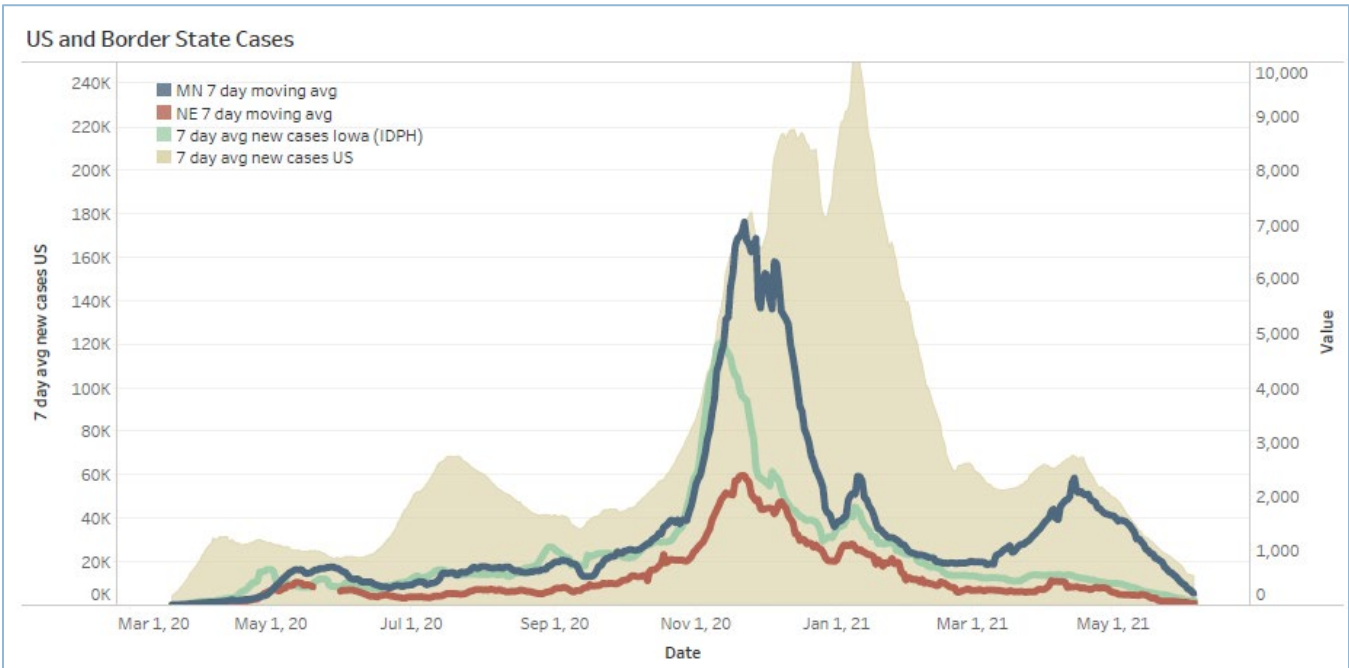


## School Statistics – Polk County (Updated weekly on Mondays)

Rate of Student/Staff Cases Per 1,000													
Week Ending	7-Mar	15-Mar	29-Mar	5-Apr	12-Apr	19-Apr	26-Apr	3-May	10-May	17-May	24-May	31-May	7-Jun
DMPs	0.7	0.5	0.1	0.2	0.1	0.2	0.2	0.1	0.1	0.2	0.1	0.0	0.0
Ankeny	0.7	1.0	1.5	1.5	1.2	0.4	0.8	1.8	0.6	0.3	0.5	0.3	0.0
Waukee	1.7	1.7	1.9	0.8	0.6	1.1	0.4	0.4	1.0	0.1	0.2	0.2	0.0
WDM	1.1	1.6	1.2	0.6	1.1	1.2	0.6	0.9	0.2	0.4			
Johnston	1.6	1.1	2.4	0.3	1.1	1.7	0.3	1.1	1.3	1.1			
SE Polk	2.1	2.3	1.3	2.0	1.3	0.3	1.3	1.4	2.0	1.3	0.4	0.3	0.0
Urbandale	2.8	2.8	0.3	2.0	2.0	0.5	0.5	1.5	0.3	0.3	0.3	0.5	0.3
DCG	1.3	2.5	4.1	1.3	1.6	2.5	0.6	0.9	2.2	0.6	0.0	0.6	0.6
Bondurant	0.5	2.3	3.7	1.9	4.2	6.0	3.7	2.8	3.2	0.9	2.8	0.0	0.0
North Polk	1.1	0.6	1.7	1.1	0.0	0.6	0.0	0.0	0.0	0.6	0.0	0.0	0.0
Ballard	1.2	1.2	4.1	1.2	1.2	0.6	0.6	0.6	0.6	0.6	0.0	0.0	0.0
Saydel	0.7	0.0	1.5	0.0	0.0	0.0	2.2	3.7	2.2	2.2	0.7	0.0	0.7

Students/Staff in Quarantine													
Week Ending	7-Mar	15-Mar	29-Mar	5-Apr	12-Apr	19-Apr	26-Apr	3-May	10-May	17-May	24-May	31-May	7-Jun
DMPs	193	203	134	141	115	154	137	143	125	81	75	83	34
Ankeny	45	53	36	101	94	29	62	85	31	26	19	8	
Waukee	65	79	62	41	24	41	25	34	47	24		0	
WDM	25	41	33	28	22	27	14	14	8	3			
Johnston	84	85	68	48	68	78	34	40	55	38			
SE Polk	93	77	45	54	34	39	33	29	22	22	11	4	
Urbandale	51	51	27	38	35	24	20	31	23	15	14	9	9
DCG	37	37	29	27	30	31	18	17	13	9	6	0	0
Bondurant	18	18	0	21	38	22	35	24	20	9	1	1	
North Polk	34	31	13	16	12	10	13	8	0	0	0		
Ballard	16	18	2	2	2	12	1	1	1	1			
Saydel	18	15	7	3	4	9	10	15	10	10	0	1	0
Total	679	708	456	520	478	476	402	441	355	238	126	106	43



# Central Iowa COVID19 Update

